

SANY



**QUALITY
CHANGES THE WORLD**

Vertical Reach: 38.0m

SY5295THB 380C-8 TRUCK-MOUNTED CONCRETE PUMP

Energy-saving

With cycle times of up to 29 per minute (at 12MPa), pumpefficiency is increased up to 25% while fuel consumption is decreased by up to 10%.

Highly Wear Resistant Parts

The highly wear resistant parts improve efficiency and reduce down time.

Safety

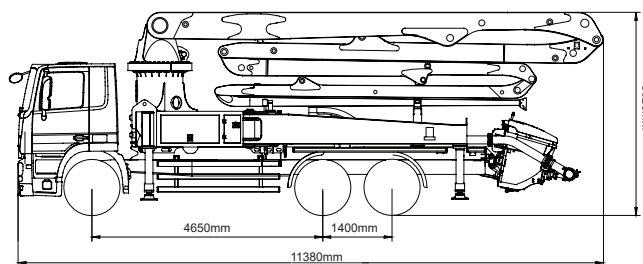
Our C8 series truck mounted concrete pump exemplifies Sany's precise, rigorous manufacturing philosophy and uncompromising focus on safety.

Self-diagnosis Technology

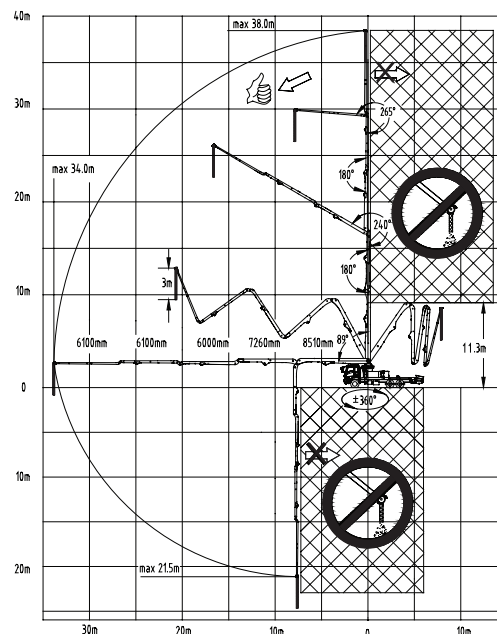
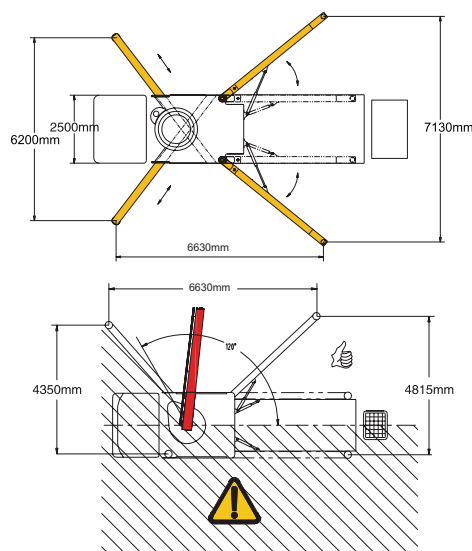
Continually monitors more than 200 aspects of the system during operation. Faults are displayed on the monitor. Review of the detected faults can reduce troubleshooting time by 70%.

TECHNICAL SPECIFICATIONS

Model		SY5295THB 380C-8	
Overall Specification	Length(mm)	11380	
	Width(mm)	2500	
	Height(mm)	3920	
	Dead Weight(kg)	28800	
Boom & Outrigger Specification	Vertical Reach(m)	38	
	Horizontal Reach(m)	34	
	Reach Depth(m)	21.5	
	Min. Unfolded Reach(m)	11.3	
	1st Section	Length(mm)	8510
		Articulation(°)	89
	2nd Section	Length(mm)	7260
		Articulation(°)	180
	3rd Section	Length(mm)	6000
		Articulation(°)	240
	4th Section	Length(mm)	6100
		Articulation(°)	180
	5th Section	Length(mm)	6100
		Articulation(°)	265
Rotation(°)		±360	
Front Outrigger Spread L-R(mm)		6200	
Rear Outrigger Spread L-R(mm)		7130	
Pumping System Specification	Output (m ³ /h)	Low-Pressure	170
		High-Pressure	120
	Pressure (MPa)	Low-Pressure	8.3
		High-Pressure	12
	Max. strokes per minute (times/min)	Low-Pressure	29
		High-Pressure	19
	Delivery Cylinder Diameter(mm)		260
	Stroke Length(mm)		1900
	Hydraulic System		Open
	Hydraulic System Oil Pressure(MPa)		32
	Oil Tank Capacity(L)		640
	Water Tank Capacity(L)		600
	Pipe Diameter(mm)		125
End Hose Length(m)		3	
End Hose Diameter(mm)		125	
Chassis Specification	Chassis Brand		BENZ
	Chassis Model		Actros 3341
	Engine Type		OM501LA. III /17
	Engine Maximum Net Power(kW/rpm)		300/1800
	Emission Standard		Euro III
	Fuel Tank Capacity(L)		400
	Displacement(L)		11.946
Max. Speed(km/h)		80	



The External Dimension Diagram Based on SINOTRUK Chassis



SANY HEAVY INDUSTRY CO., LTD.

SANY Industry Town, Changsha Economic and Technological Development Zone,
Hunan Province, China
Service Line: +86 4006 098 318 E-mail: crd@sany.com.cn

SANY[®]
QUALITY CHANGES THE WORLD.